Topak New Energy

New energy comprehensive application solution provider

2022-2024





CONTENTS

1 Company Strength

1-1 Company Introduction 03

1-2 Qualifications & Certificates 05

1-3 Technology Manufacturing & Customer Cases 07

2 Company Products

2-1 Wall mounted battery 09

2-2 Rack mounted battery 11

2-3 Vertical battery 13

2-4 All-in-one(off-gird) 15

2-5 All-in-one(mixed-grid) 17

2-6 Stackable lithium battery 19

2-7 High voltage stacked battery 21

2-8 Lithium battery(patented) 23

2-9 Lithium battery 25

2-10 RV battery 27

2-11 Power battery 29

2-12 Base station backup battery 31

2-13 UPS power system 33

2-14 Industrial and commercial energy storage system 35

2-16 Battery swap station 37

2-15 Industrial digital battery 39



Professional Equipment, Intelligent Production

Topak New Energy has a professional team with senior experience in lithium battery design and research and development. The three production plants in Dongguan + Shenzhen cover an area of 30,000 square meters. Automatic assembling machine, laser welding machine, automatic veneer pad equipment, automatic spot welding equipment, protection board testing equipment, finished product aging equipment, etc. are all available, high-quality and efficient production, with a monthly production capacity of 30,000 units.





Global Cooperation, Comprehensive Development

The company's products are used in industrial energy storage, household energy storage, power communication, Medical electronics, security communication, transportation and logistics, exploration and mapping, new energy power, smart home and other fields. Topak New Energy has established good in-depth cooperation with dozens of well-known enterprises at home and abroad.

With the gradual advancement of the globalization strategy, Topak New Energy will grow with its partners and achieve win-win cooperation.

国家电网公司 STATE GRID CORPORATION OF CHINA · CHINA TOWER 中国铁塔 · SBASE · LEOCH 理士电池 · 圣阳电源 SACRED SUN · HITACHI

大疆创新 · 柏克新能 · compton · MSF ENERGY · GMT · 众力兴 ZHONGLIXING

南都电源 Narada · MAGICSHINE · SIASUN 新松 · Upower ecoline

CHANGHONG 长虹 · moon · LEMI · 中海达 HI-TARGET · VREMT

华富储能 HUAFU Huafu Energy Storage · MEDALPOWER · TEEMO · TELEDYNE LECROY Everywhereyoulook





Application Scenario

Home power preparation, small shops, churches, small businesses, small business offices.

Function Features:

- Support RS485,CAN communication(optional) ;
- Support up to 16 parallel machines, with automatic address allocation and intelligent management ;
- Support Bluetooth, LCD display, mobile APP, etc.Can switch PCS protocol and upgrade OTA ;
- Support 4G module (optional) remote upgrade maintenance and data monitoring ;
- Support mixed parallel operation of old and new batteries, one-button switch on and off.

Product Certification:

CE MSDS UN38.3

WALL MOUNTED BATTERY

Modular design | BMS: Can customize BMS and communication protocol | Safe and reliable | Space saving



Wall mounted battery

Model	24200W	48100W	48150W	48200W
Nominal voltage	25.6V	51.2V	51.2V	51.2V
Nominal capacity	200Ah(5.12KWh)	100Ah(5.12KWh)	150Ah(7.68KWh)	200Ah(10.24KWh)
Size(L*W*H)	580*415*150mm	580*415*150mm	580*415*180mm	650*525*195mm
Weight	~45KG	~45KG	~70KG	~85KG
Charging method	CC/CV			
Recommend Charge current	100A standard 200A maximum continuous charge current			
Recommend charge voltage	28.8-29.2V	57.6-58.4V		
Discharge method	CC/CV			
Recommend discharge current	100A standard 200A maximum continuous discharge current			
Recommend discharge voltage	24-28.8V	48-57.6V		
Display	LCD			
Communication Interface	RS485/CAN			
Operating temperature	Charge: 0~+50℃ Discharge: -20~+55℃			
Storage temperature	Short-term storage: -10~+45℃ (<3 months, SOC: 20%~60%) Long-term storage: -10 ~+40 ℃ (<1 year, SOC: 30%~60%) Recharge every 3 months			
Storage humidity	5%~95%RH			
Shipping status	Voltage: 51.2~52.8V SOC:40%~60%			
Cycle life	≥6000 @25℃ DOD80%			



Application Scenario

Home power preparation, small shops, churches, small businesses, small business offices.

Function Features:

- Support RS485,CAN communication(optional) ;
- Support up to 16 parallel machines, with automatic address allocation and intelligent management ;
- Support Bluetooth, LCD display, mobile APP, etc.Can switch PCS protocol and upgrade OTA ;
- Support 4G module (optional) remote upgrade maintenance and data monitoring ;
- Support mixed parallel operation of old and new batteries, one-button switch on and off ;
- Supports custom modes, no bluetooth or display, and cheaper price.

Product Certification:

CE

MSDS UN38.3

RACK MOUNTED BATTERY

BMS
Can customize BMS and communication protocol

Safe and reliable

Space saving



Rack mounted battery

Model	48100R	48150R	48200R
Nominal voltage	51.2V	51.2V	51.2V
Nominal capacity	100Ah(5.12KWh)	150Ah(7.68KWh)	200Ah(10.24KWh)
Size(L*W*H)	450*442*177mm	500*442*222mm	550*442*235mm
Weight	~48KG	~70KG	~90KG
Charging method	CC/CV		
Recommend Charge current	100A standard 200A maximum continuous charge current		
Charge cut-off voltage	58.4V(3.65V)		
Discharge method	CC/CV		
Recommend Discharge current	100A standard 200A maximum continuous discharge current		
Discharge cut-off voltage	43.2V(2.7V)		
Display	LCD		
Communication Interface	RS485/CAN		
Operating temperature	Charge: 0~+50℃ Discharge: -20~+55℃		
Storage temperature	Short-term storage: -10~+45℃ (<3 months, SOC: 20%~60%) Long-term storage: -10 ~+40 ℃ (<1 year, SOC: 30%~60%) Recharge every 3 months		
Storage humidity	5%~95%RH		
Shipping status	Voltage: 51.2~52.8V SOC:40%~60%		



Application Scenario

Home power preparation, small shops, churches, small businesses, small business offices.

Function Features:

- Support RS485,CAN communication(optional) ;
- Support up to 16 parallel machines, with automatic address allocation and intelligent management ;
- Support Bluetooth , LCD display, mobile APP, etc . Can switch PCS protocol and upgrade OTA ;
- Support 4G module (optional) remote upgrade maintenance and data monitoring ;
- Support mixed parallel operation of old and new batteries, one-button switch on and off.

Product Certification:

CE MSDS UN38.3

Modular design | BMS Can customize BMS and communication protocol | Safe and reliable | Space saving



VERTICAL BATTERY

Vertical battery

Model	48100V	48150V	48200V	48300V
Nominal voltage	51.2V	51.2V	51.2V	51.2V
Nominal capacity	100Ah(5.12KWh)	150Ah(7.68KWh)	200Ah(10.24KWh)	300Ah(15.36KWh)
Size(L*W*H)	630*450*180mm	690*520*210mm	780*580*180mm	710*510*230mm
Weight	~45KG	~70KG	~85KG	~90KG
Charging mode	CC/CV/VP			
Charging current	0.5C standard 1C maximum continuous discharge current			
Charging cut-off voltage	58.4V(3.65V)			
Discharge mode	CC/CV/VP			
Discharge current	0.5C standard 1C maximum continuous discharge current			
Discharge cut-off voltage	43.2V(2.7V)			
Display	LCD			
Communication interface	RS485/CAN			
Working temperature	Charge：0~+50℃，Discharge：-20~+55℃			
Protection function	Overcharge, overdischarge, overcurrent protection, short circuit protection, temperature protection, communication function, alarm function			
Shipping status	Voltage: 51.2~52.8V SOC:40%~60%			



Application Scenario

Home energy storage off-grid system,

small shops, churches, small business offices.

Function Features:

- Support RS485,CAN communication(optional) ;
- Support Bluetooth, display, mobile APP, etc. to switch self-developed professional BMS communication protocol;
- MPPT technology, tracking efficiency is not less than 99.5% ;
- Isolated RS485 communication interface, which can match GPRS, WIFI, 4G and other modules to achieve remote maintenance;
- Full digital new energy storage all-in-one machine for multi-energy management.

Product Certification:

CE MSDS UN38.3

ALL-IN-ONE(off-gird)

Modular design | BMS Can customize BMS and communication protocol | Safe and reliable | Space saving



All-in-one(off-gird)

Model	HCE3000	HCE3500	HCE5000	HCE7500	HCE10000
Inverter					
Maximum PV input power	4000W	4500W	4000W	4000W	4000W
Maximum photovoltaic charging power	2875W	3200W	4000W	4000W	4000W
MPPT electrical input (DC)	80-350V	120-430V	120~400V	120~400V	120~400V
Number of MPPT trackers/ maximum input current	1/50A	1/80A	1/80A	1/80A	1/80A
Output grid (AC)					
	3000W	3500W	5000W	5000W	5000W
Standard Voltage	220VAC/230VAC				
Output voltage range	220VAC(-6%~+3%),230VAC(-10%~+3%),				
Maximum conversion efficiency (DC/AC)	93%				
Efficiency@standard value	91%				
AC input					
Acceptable input voltage range	40A	60A	60A	60A	60A
Maximum AC input current	176VAC-264VAC				
Conversion efficiency (DC/AC)	96%				
Battery Specifications					
Nominal Voltage	51.2V			51.2V	51.2V
Battery capacity	100Ah			150Ah	200Ah
Maximum continuous charge current	100A			100A	100A
Size D×W×H	500*442*155 mm			531*180*455mm	500*497.5*220mm
Weight	50kg			62kg	80kg
Energy	5.12KWh			7.68KWh	10.24KWh
Float voltage	56V				
Discharge cut-off voltage	45V				
Maximum continuous discharge current	100A				
Maximum operating current	120A(1min)				
Protect	BMS				
Charging mode	CC-CV				
system					
System size (L*W*H)	1100*780*230mm				



Application Scenario

Office, home power backup, small business, power backup systems.

Function Features:

- Support grid, PV, battery power supply priority can be set ;
- MPPT technology, tracking efficiency is not less than 99.5%;
- The built-in hybrid inverter supports grid-connected/off-grid mode, and the inverter can choose 5000W/8000W battery capacity to support capacity expansion ;
- Isolate RS485 communication interface, can match GPRS, WIFI, 4G and other modules, realize remote upgrade and maintenance ;
- Three charging modes are available: solar energy only, solar energy is preferred, and solar energy is complementary to mains power.

Product Certification:

CE MSDS UN38.3

ALL-IN-ONE(mixed-grid)



All-in-one(mixed-gird)

Model	5KW-5KW	8KW-10KW
Photovoltaic input		
Maximum photovoltaic input	7KW	12KW
MPPT input voltage	120~500V	
input current	14A*2	12A*4
short circuit current	550V	15A*4
AC output (connected to the grid)		
Rated output power	5kVA	8kVA
Rated output current	21.7A	34.8A
power voltage	220V/230V/240V	
Grid frequency (optional)	50/60Hz	
Power factor range	-0.8~+0.84	
AC output (EPS)		
Rated output power	5kVA	8kVA
Rated output current	21.7A	34.8A
EPS voltage	220V/230V/240V	
EPS frequency (optional)	50/60Hz	
Battery		
Rated voltage	51.2V	51.2V
Rated Capacity	100AH	200AH
Standard charging current	50AH	100AH
Maximum charging current	100A	150A
Standard discharge current	100A	150A
Battery Size (L*W*H)	580*350*520mm	426*246.2*624.5mm
System		
Degree of protection	IP54	
Dimensions (L*W*H)	580*350*1265mm	460*250*1430mm
Weight	~90KG	~140KG
Maximum efficiency	97.8%	



Application Scenario

Homes, stores, churches, hospitals, banks, small businesses, offices.

Function Features:

- Support RS485,CAN communication(optional) ;
- Supports up to 16 parallel machines, with automatic address allocation and intelligent management ;
- Support Bluetooth, display, mobile APP, etc. to switch PCS protocol and upgrade OTA ;
- Support 4G module (optional) remote upgrade maintenance and remote data cloud platform two-way interconnection.

Dynamic identification

Upgrade on-line remotely

Efficient operation

long life

Product Certification:

CE

MSDS UN38.3

STACKABLE LITHIUM BATTERY



Stackable lithium battery

Model / Parameters	1*1	1*2	1*3	1*4	1*5	1*6	1*7	1*8
Master control box								
Maximum PV input power	6000W							
Maximum photovoltaic charging power	5000W							
Size(L*W*H)	600*480*170mm							
Battery Specifications								
Nominal Voltage	51.2V							
Cell specifications	3.2V100Ah							
Capacity	100Ah	200Ah	300Ah	400Ah	500Ah	600Ah	700Ah	800Ah
Rated energy	5.12KWh							
Maximum output power	5.12KWh							
Maximum discharge current	100A							
Maximum charging current	100A							
Discharge to voltage	43.2V							
Maximum charging voltage	58.4V							
Number of cycles	>2500(25℃,0.5C/1C,100%DOD)							
Charging temperature	0~55℃							
Discharge temperature	-20~55℃							
Operating humidity	<95% R.H (non-condensing)							
Mode of communication	RS485/CAN							
Degree of protection	IP20							
Module reference weight	~48kg							
Single module size (L*W*H)	600*480*150mm							

NEW



HIGH VOLTAGE STACKED BATTERY



Dynamic identification

Upgrade on-line remotely

Efficient operation

long life

Full view:

















Application Scenario

Power supply for automatic doors in car parks, garages and warehouses, standby power supply for household cars and boats, photovoltaic 12V, 24V and 48V off-grid applications, and balcony photovoltaic applications.

Function Features:

- Standard LCD display, real-time control of the system's operating status ;
- In the running state, up to 3 RJ45 communication interfaces ensure that the battery module The communication between them is unimpeded ;
- Flat discharge curve, 90% capacity utilization can be maintained at 12V (only 50% for lead acid) ;
- Lifespan 5~10 years, the cost performance is far better than all kinds of lead-acid batteries ;
- The weight is only lead acid with the same specification parameters Battery 1/3; more than 2000~5000 cycles .

Unique appearance design | Various communication interfaces | Long life | light weight

LITHIUM BATTERY(patented)



Lithium battery(patented)

Model	HCE5000
Nominal voltage	12.8v
Nominal Capacity	100Ah
Module	4S1P
Number of parallels supported	8PCS
Number of series supported	4PCS
Nominal Energy	1.28KWh
Maximum power output	1.28KW
Maximum discharge current	100A
Maximum charging current	100A
Cut-off voltage	10.8V
Maximum charge voltage	14.6V
Cycles	>2500(25℃,0.5C/1C,80%DOD)
Charging temperature	0~55℃
Discharge temperature	-20~55℃
Operating humidity	<95%R.H
Communication mode	RS485/CAN
Optional modules	Bluetooth
Product size(L*W*H)	328*172*215mm
Packing size(L*W*H)	400*245*300mm
Protection class	IP20
System weight	~12kg
Certification	UN38.3/MSDS/FCC/IEC62619/CE-EMC/ROHS

CE UL IEC62619 FC BY SEA MSDS UN38.3



LITHIUM BATTERY

Long life | Light weight | Support tandem | High capacity



Features

- Support Bluetooth and APP to view battery information;
- Visualization, LCD screen display;
- The first full range of products to replace 12V lead-acid batteries in China;maintained at 12V (only 50% for lead acid) ;
- Flat discharge curve, 90% capacity utilization can be maintained at 12V (only 50% for lead acid);
- Efficient operation and maintenance, remote intelligent upgrade ;
- The weight is only lead acid with the same specification parameters Battery 1/3; more than 2000~5000 cycles .

Model / Parameters	LQ-1206	LQ-1210	LQ-1212	LQ-1218	LQ-1220
Nominal Voltage	12.8V	12.8V	12.8V	12.8V	12.8V
Nominal capacity	6Ah	10Ah	12Ah	18Ah	20Ah
Load powe	≤100W	≤100W	≤200W	≤300W	≤300W
Configration	4S1P	4S2P	4S3P	4S3P	4S4P
Battery size(L*W*H)	90*70*101mm	151*94*65mm	151*98*95mm	180*168*74mm	180*165*75mm
Battery weight	~0.7kg	~1.1kg	~1.5kg	~2.3kg	~2.3kg
Continuous charging maximum current	6A	10A	12A	20A	20A
Continuous maximum discharge current	10A	10A	20A	30A	30A
Peak discharge current	20A,10Sec	20A,10Sec	40A,10Sec	60A,10Sec	60A,10Sec
Charging temperature	0~+45℃	0~+45℃	0~+45℃	0~+45℃	0~+45℃
Discharge temperature	-20~+60℃	-20~+60℃	-20~+60℃	-20~+60℃	-20~+60℃
Stored power (long term)	-10~+45℃	-10~+45℃	-10~+45℃	-10~+45℃	-10~+45℃

Model / Parameters	LQ-1236	LQ-1250	LQ-12100	LQ-12150	LQ-12200	LQ-2450
Nominal Voltage	12.8V	12.8V	12.8V	12.8V	12.8V	25.6V
Nominal capacity	36Ah	50Ah	100Ah	150Ah	200Ah	50Ah
Load power	≤400W	≤500W	≤1000W	≤1000W	≤2000W	≤1000W
Configration	4S6P	4S1P	4S2P	4S3P	4S4P	8S1P
Battery size(L*W*H)	198*166*170mm	229*138*208mm	330*220*173mm	320*1730*220mm	500*240*220mm	328*172*224mm
Battery weight	~4.8kg	~5.9kg	~11.3kg	~15.9kg	~22.4kg	~11.8kg
Continuous charging maximum current	30A	50A	100A	100A	100A	50A
Continuous maximum discharge current	40A	50A	100A	100A	100A	50A
Peak discharge current	80A,10Sec	100A,10Sec	200A,10Sec	200A,10Sec	200A,10Sec	100A,10Sec
Charging temperature	0~+45℃	0~+45℃	0~+45℃	0~+45℃	0~+45℃	0~+45℃
Discharge temperature	-20~+60℃	-20~+60℃	-20~+60℃	-20~+60℃	-20~+60℃	-20~+60℃
Stored power (long term)	-10~+45℃	-10~+45℃	-10~+45℃	-10~+45℃	-10~+45℃	-10~+45℃

Application Scenario

Power supply for automatic doors in car parks, garages and warehouses, standby power supply for household cars and boats, photovoltaic 12V, 24V and 48V off-grid applications, and balcony photovoltaic applications.

Model / Parameters	LQ-24100	LQ-24200	LQ-4850	LQ-4860	LQ-48100
Nominal Voltage	25.6V	25.6V	51.2V	51.2V	51.2V
Nominal capacity	100Ah	200Ah	50Ah	60Ah	100Ah
Load powe	≤2000W	≤2000W	≤2000W	≤2000W	≤4000W
Configration	8S2P	8S1P	16S1P	16S1P	16S1P
Battery size(L*W*H)	405*173*208mm	521*269*220mm	405*173*208mm	405*173*208mm	521*269*220mm
Battery weight	~21kg	~42kg	~21kg	~23kg	~42kg
Continuous charging maximum current	100A	100A	50A	60A	100A
Continuous maximum discharge current	100A	100A	50A	60A	100A
Peak discharge current	200A,10Sec	200A,10Sec	100A,10Sec	120A,10Sec	200A,10Sec
Charging temperature	0~+45℃	0~+45℃	0~+45℃	0~+45℃	0~+45℃
Discharge temperature	-20~+60℃	-20~+60℃	-20~+60℃	-20~+60℃	-20~+60℃
Stored power (long term)	-10~+45℃	-10~+45℃	-10~+45℃	-10~+45℃	-10~+45℃

CE | IEC62619 | FC | BY SEA | MSDS | UN38.3



Application Scenario

Electricity for RV.

Function Features:

- Support high current of 200-300A. Support Bluetooth and mobile app control;
- The shell is completely sealed, and the interior is stable;
- There will be no danger of short circuit caused by falling connecting line in the vibration process of the vehicle.

High capacit | Fast charging | Long life | light weight



RV BATTERY

RV Battery

Model	24200	24400
Nominal capacity	200Ah	410Ah
Minimum capacity	200Ah	408Ah
Nominal voltage	25.6V	25.6V
Discharge cut-off voltage	20.8V(Undervoltage protection17.6~20.8V)	20.8V(Undervoltage protection17.6~20.8V)
Charging mode (standard)	CC/CV	CC/CV
Standard charging current	40A(0.2C)	82A(0.2C)
Maximum charge current	200A	200A
Charging limiting voltage	29.2±0.10V	29.2±0.10V
Discharge current (standard)	40A(0.2C)	82A(0.2C)
Maximum discharge current	200A@25℃	200A@25℃
Impedance	≤20mΩ	≤20mΩ
Factory capacity	40%～75%	50%～75%
Factory voltage	13.0~13.8 V	26.0~27.6 V
Environmental temperature: standard charge	0℃～+45℃	0℃～+45℃
Environmental temperature: discharge	-20℃～+65℃	-20℃～+65℃
Size(L*W*H)	522*240*218±2mm	600*350*260±3mm
Weight	35KG±1KG	72KG±3KG
Storage temperature (Reference)	(3 months):-10℃～+45℃ (6 months):-5℃～+45℃	(3 months):-10℃～+45℃ (6 months):-5℃～+45℃

CE IEC62619 FC BY SEA MSDS UN38.3



Application Scenario

Motorcycles, electric cars, electric bicycles, golf carts, power transmission stations, power units, for public facilities to provide backup power and communication power.

Function Features:

- High rate partial charge state (HRPSOC) cycle use;
- Wide operating temperature range (-30 ~65℃);
- Overall, the performance price ratio will be more than 4 times that of lead-acid batteries;
- After rigorous safety tests, even in the worst traffic accidents will not produce an explosion.

High capacity | wide temperature range | Long life | Safe and reliable

POWER BATTERY



Power battery

Model / Parameters	 T6050	 T7250	 T60100	 T60120	 T72100	 T70120	 T4825	 T4830	 T6020
Battery capacity	50Ah	50Ah	100Ah	120Ah	100Ah	120Ah	25Ah	30Ah	20Ah
Battery voltage	60V	72V	60V	60V	72V	72V	48V	48V	60V
Charging current	0.2C	0.2C	0.2C	0.2C	0.2C	0.2C	0.2C	0.2C	0.2C
Discharge current	1C	1C	1C	1C	1C	1C	1C	1C	1C
Charging time	5-8H	5-8H	5-8H	5-8H	5-8H	5-8H	5-8H	5-8H	5-8H
Charging limit voltage	73V	83.95V	73V	73V	83.95V	83.95V	58.4V	58.4V	73V
Discharge limit voltage	54V	62V	54V	54V	62V	62V	40V	40V	50V
Number of series and parallel	20S1P	23S1P	20S1P	20S1P	23S1P	23S1P	16S1P	16S1P	20S1P
Size	Customizable	Customizable	Customizable	620*420*188mm	Customizable	620*500*180mm	248*176*144mm	185*170*315mm	170*140*250mm
Weight	~28.0kg	~35.0kg	~56.0kg	~70kg	~70.0kg	~85.0kg	~10.2kg	~12.6kg	~12.5kg



Application Scenario

Uninterrupted energy for communication base station backup systems, data processing centers, and small base stations.

Function Features:

- Panel customization service;
- Support for parallel capacity expansion and customized BMS online communication protocol.
- TOPAK became the designated, co-operative supplier of China Tower.

BMS
Customized BMS communication protocol

Easy installation and maintenance

Panel can be customized

48V 30AH/50AH/100AH/150AH/200AH/300AH /500AH

BASE STATION BACKUP BATTERY



Base station backup battery

Model	TP4830	TP4850	TP48100-3UA	TP48100-3UB	TP48100-4U	TP48100-5U	TP48150	TP48200
Standard Voltage	51.2V	51.2V	51.2V	51.2V	51.2V	51.2V	51.2V	51.2V
Nominal capacity	30Ah	50Ah	100Ah	100Ah	100Ah	100Ah	150Ah	200Ah
Size(W*D*H,mm)	400*442*132mm	400*442*132mm	440*442*133mm	430*442*132mm	430*442*177mm	430*442*222mm	480*442*177mm	500*442*221mm
Weight	~17KG	~24KG	~46KG	~46KG	~48KG	~50KG	~65KG	~80KG
Charging method	CC/CV/VP							
Recharging current	0.5C standard 1C maximum continuous discharge current							
Charge cut-off voltage	58.4V							
Discharge method	CC/CV/VP							
Discharge current	0.5C standard 1C maximum continuous discharge current							
Discharge cut-off voltage	43.2V							
Display	LCD							
Communication Interface	RS485/RS232/CAN							
Operating temperature	Charge: 0~+50℃ Discharge: -20~+55℃							
Storage temperature	Short-term storage: -10~+45℃ (<3 months, SOC: 20%~60%) Long-term storage: -10 ~+40 ℃ (<1 year, SOC: 30%~60%) Recharge every 3 months							
Storage humidity	5%~95%R.H							
Shipping status	Voltage: 51.2~52.8V SOC:40%~60%							

CE CB EU UN38.3



Application Scenario

Communication data center, banking system, traffic command system, Logistics system, the military combat command system, the system adopts modular design, easy to install and maintain.

Function Features:

- Capable of parallel expansion of 3 units;
- With AC self-starting and lithium battery pre-charging function;
- Provide reliable backup power protection for the safe operation of key equipment such as data centers, highways, and ETC gantry systems. ualified supplier of China Tower.

AC self-start | Three parallel expansion | Safe and reliable

All series:

UPS192-50\UPS192-100\UPS384-50\UPS384-100

UPS POWER SYSTEM



UPS power system

Model	UPS192-50	UPS192-100	UPS384-50	UPS384-100
Nominal Voltage	192V	192V	384V	384V
Nominal capacity	50Ah	100Ah	50Ah	100Ah
Size(W*D*H,mm)	600*600*1000mm	600*800*1400mm	600*800*1400mm	600*800*2000mm
Weight	~110KG	~180KG	~200KG	~350KG
Charging method	CC/CV/VP			
Recharging current	0.5C standard 1C maximum continuous discharge current			
Charge cut-off voltage	219V		438V	
Discharge method	CC/CV/VP			
Discharge current	0.5C standard 1C maximum continuous discharge current			
Discharge cut-off voltage	162V		324V	
Display	LCD			
Communication Interface	RS485/RS232/CAN			
Operating temperature	Charge: 0~+50℃ Discharge: -20~+55℃			
Storage temperature	Short-term storage: -10~+45℃ (<3 months, SOC: 20%~60%) Long-term storage: -10 ~+40 ℃ (<1 year, SOC: 30%~60%) Recharge every 3 months			
Storage humidity	5%~95%R.H			
Shipping status	Voltage: 192~204V SOC:40%~60%		Voltage: 384~408V SOC:40%~60%	



Application Scenario

Islands, villages, communities, resorts, data centers,uninterruptible power supply and backup power system for enterprise parks, base stations, etc.

Function Features:

- System sub-cabinet design;
- Battery single cluster management;
- Modular design, easy to install and maintain.

Modular Design

Easy to install and maintenance

Safe and reliable

All series:

IP224S



INDUSTRIAL AND COMMERCIAL ENERGY STORAGE SYSTEM

Industrial and commercial energy storage system

Project name	Specification	Remark
System composition	IP224S	14PCS
Nominal capacity	280AH	1 parallels
Nominal voltage	DC716.8V	
Operating voltage range	560V-817.6V	2.5V-3.65V
Rated charging current	200.7KWH	0.5CP
Maximum continuous charge current	140A	0.5C
Rated charging current	180A	25±5℃,0-100%SOC
Maximum continuous discharge current	140A	0.5C
Rated discharge current	180A	25±5℃,3.0-3.45V
Rated power	Charge 100KW Discharge 100KW	0.5P
Weight	±2000KG	±50KG
Cabinet outer dimensions	H1610*D900*L2050 (Battery box) H800*D900**L2050 (Distribution box)	±20mm
IP protection class	IP54	



Function Features:

- Intelligent fire ;
- 2mm metal housing, crash-proof and explosion-proof ;
- Real-time monitoring of temperature and smoke, automatic fire extinguishing Cabinet anomaly monitoring and real-time power failure protection;
- Monitoring of charging process ;
- Abnormal batteries automatically lock the warehouse and send an early warning.

BATTERY SWAP STATION



Product Strength

Self-developed power
Self-developed electric control
Self-developed software management platform
Self-developed BMS

Battery swap station

Cabinet

Model	BSS02*5	BSS02*12
Cabinet size	450(W)*500(L)*1530(H)mm	750(W)*540(L)*1800(H)mm
Maximum size in warehouse	260(W) *420(L) *200(H)mm	260(W) *420(L) *200(H)mm
Number of battery compartments	5	12
Communication method	RS485，CAN	RS485，CAN
Input voltage	100~240VAC 50HZ	100~240VAC 50HZ
Touch display	Standard, 5 inches	Standard, 7 inches
Maximum input power	3500W	9200W / 6500W (optional)
Maximum charging power of a single warehouse	900W	900W / 1200W (optional)
Charging voltage platform	72V/60V/48V	72V/60V/48V

BATTERY

Model	QY EV4850N-01-01	QY EV6050N-01-01
Nominal voltage	48V	60V
Shipping voltage	>51.8V	>63V
Nominal capacity	50Ah	50Ah
Minimum capacity	48Ah	48Ah
Combination method	14S1P	17S1P
AC internal resistance	<200mΩ	<200mΩ
Energy	~2.5Kwh	~3Kwh
Charging cut-off voltage	58.8V	73V
Discharge cut-off voltage	42V	47.6V
Size(l*w*h)	305*160*175mm	330*160*173mm
Maximum charging current	≤40A	≤40A
Maximum continuous discharge current	≤50A	≤50A
Weight	~14KG	~18KG
Cycle life	≥800 times (standard charge-discharge mode), capacity≥80%	≥800 times (standard charge-discharge mode), capacity≥80%
Operating temperature range	Charge: 0°C--+45°C(0.2C charge) Discharge: -10~60°C(0.5C discharge)	Charge: 0°C--+45°C(0.2C charge) Discharge: -10~60°C(0.5C discharge) capacity≥80%
Storage temperature	0℃~+45℃	0℃~+45℃







Application Scenario

Topak New Energy continues to pay attention to the wide range of industrial-level market demands in the field of "small power, Small energy storage", and brings together more than ten years of traditional business. The existing lithium battery customized solutions and products are widely used in public safety, power communication, medical electronics , Commercial finance, security communications, transportation and logistics, exploration and mapping, photovoltaic energy storage and 3C consumer electronics and other fields. The existing customers are all long-term partners of the company, and they are all leading companies or listed companies in the industry, With stable business and expected growth.

All series:

1. Customized according to customer needs
2. Brand battery

INDUSTRIAL DIGITAL BATTERY

Function Features:

High energy density, high rate, long cycle life, Strong endurance and other characteristics; with over-temperature protection, over-current, Over-charge, over-discharge, Short-circuit protection and other functions.

MEDICAL EQUIPMENT LITHIUM BATTERY

Function Features:

Safe and reliable, intelligent communication, Complete safety protection system including equalization circuit and battery management unit (BMU); Through various destructive tests to ensure the safety performance of the battery.

UNMANNED SHIP BATTERY

Function Features:

Special performance lithium batteries, ultra-reliable power chips, special structural materials, etc. are selected in battery design selection and structural design; to ensure high consistency, low self-discharge, waterproof, dustproof, And anti-corrosion of the battery pack.

Industrial digital battery







ENTERPRISE
COURSE

THANK YOU ONCE YOUR LIFE ON THE ROAD
TOGETHER, IN THE WINTER,
SO WARM.

2007

Topak's predecessor
"Jinhuiyuan Electronics"
was established

2015

Officially changed its name to
Shenzhen Topak New Energy Technology Co., Ltd.
Moved into Dalingshan Topak Industrial Park

2018

Formally entered the phase storage
field with base station backup power
as the main market
Awarded the title of national
high-tech enterprise
Entering the home energy storage
segment
Awarded the title of benchmarking
enterprise for echelon utilization

2020

TG PRO New Energy, which established
the R&D and manufacturing
direction of home energy storage
Set up a XLH technology
for the research and development
direction of energy storage
and power module BMS

2021

Haipai New Energy, which established
the research and development
direction of new energy intelligent hardware

2022

TOPAK moved into the new
TOAPK Industrial Park located
in the center of Dalang,
Dongguan

2023

Establishment of Overseas Offices
Own brand operation penetrating
IoT products